

TEL. 9575997, 9567298, 9554725

JANATA BANK LIMITED

For Previous Rate Sheet Click

PABX-575,

TREASURY DEPARTMENT

<https://goo.gl/URA0t4>

Mail: fxdeal@janatabank-bd.com

HEAD OFFICE, DHAKA

Exchange Rate Circular - 228

INDICATIVE ONLY: Rates may vary in the

DATE : 11 Dec 2019

EFFECTIVE DATE: 11 Dec'19

same day

Wednesday

A) CROSS RATE OF SYD, TOK, HKG & S.E. ASIAN MARKETS AS ON 11/12/2019

	GBP/USD	EUR/USD	USD/JPY	USD/C.DLR	USD/S.FRA	AUD/USD
SELLING	1.3139	1.1094	108.7300	1.3234	0.9844	0.6847
BUYING	1.3136	1.1093	108.7500	1.3235	0.9845	0.6847

B) JANATA BANK LTD'S CASH

CURRENCY & T.C TO PUBLIC TK PER UNIT OF FOREIGN CURREN

SELLING	CURRENCY	BUYING	SELLING	CURRENCY	BUYING
87.0000	US Dollar	86.0000	23.3000	Saudi Riyal	21.9000
113.9000	G. B. Pound	110.2000	23.5000	UAE. Dirham	22.5000
96.7000	Euro	93.7000	20.5000	MAL.Ringit	19.4000
58.1500	Aus. Dollar	56.1500	1.2500	Indian Rupee	1.1800

BE SAME AS SELLING T.T.& O.D AND BUYING O.D. TRANSFER

C)	SELLING		NAME OF CURRENCY	BUYING			
	T.T.& O.D.	B.C.		T.T.CLEAN	T.T.DOC	O.D.SIGHT EXP.BILLS	O.D. TRANSFER
	84.9000	84.9500	US Dollar	84.2000	84.1500	84.1000	83.9000
	112.5596	112.6990	G. B. POUND	111.2407	110.9225	110.6978	110.2531
	96.1925	96.3257	EURO	95.1243	94.7744	94.5502	93.6760
	0.8035	0.8089	JP.YEN	0.7824	0.7756	0.7743	0.7715
	66.1958	66.3396	CAN.DLR	66.0778	65.9043	65.7075	65.1008
	86.8462	87.1067	SWISS.FRANC	86.2945	86.1030	86.0220	85.9509
	219.0609	219.2252	OMANIAN RIYAL	218.1501	217.9164	217.2743	215.9522
	11.0000	11.3430	H.K.DLR	10.8337	10.8222	10.7906	10.7591
	64.1728	65.6448	SING.DLR	64.3327		64.0847	62.4429
	2.8254	2.8363	THI.BAHT	2.7974		2.7862	2.7781
	20.5721	20.6293	MAL.RINGIT	20.3457		20.2647	20.2054
	23.3010	23.3092	UAE.DIRHAM			22.9816	22.9143
	22.8219	22.8799	SAUDI RIYAL			22.5109	22.4500
	22.9874	23.6392	QATAR RIYAL				22.2013
	280.7912	281.0900	KUWAIT DINAR				273.0000
	224.0027	224.0822	BAHRAIN DINAR				219.2597
	12.1604	13.1147	CHINESE YUAN				11.9605

D) USANCE RATE:	30 DAYS	60 DAYS	90 DAYS	120 DAYS	150 DAYS	180 DAYS
US Dollar	83.5988	83.1077	82.6165	82.1253	81.6342	81.1430
G. B. POUND	110.0489	109.4000	108.4730	108.1022	107.4533	106.8044
EURO	93.9953	93.4404	92.6477	92.3306	91.7757	91.2208

E) FORWARD RATE:		1 MONTH	2 MONTHS	3 MONTHS	6 MONTHS	1 YEAR
SELLING	US Dollar	85.5391	85.9783	86.3674	87.7348	0.0000
BUYING	US Dollar	84.8982	85.0964	85.2946	85.9893	0.0000


F) NFCD INTT RATE, EFFECT ON: 01.12.19 To 15.12.19	1 MONTH	3 MONTHS	6 MONTHS	12 MONTHS
US Dollar	1.44113	1.66375	1.65688	1.68975
G. B. POUND	0.46338	0.54488	0.59688	0.68413
EURO	0.00000	0.00000	0.00000	0.00000

G) LIBOR AS ON 10/12/2019, 60 DAYS 1.82613 90 DAYS 1.88725 180 DAYS 1.87863


H) INDICATIVE RATE OF 01 SDR, USD WITH NTL, CUR OF ACU MEMBERS AS IMF RATE 06/12/2019	IN.RS	N.RS	SL.RS	PK.RS	BD TK	USD
USD 1	71.3162	114.8767	182.7541	140.4628	84.5550	
SDR 1	98.3226	158.3787	251.9603	193.6540	116.5747	1.3787


IN CASE OF AUS. DOLLAR CASH RATE WILL BE USED FOR T.T ALSO

Rates mentioned in row C, D, E and F are applicable only for bank's own customers.


 Md. Nur Islam
 PO
 Prepared By


 Md. Mokhlesur Rahman
 SPO
 Checked By


 M.M. Awrangzeb
 AGM
 Authorised Signature


 Md. Tofazzal Hossain
 DGM
 Authorised Signature